

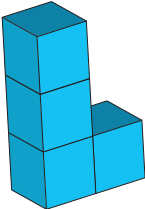
## Arbeitskarte 9 +10

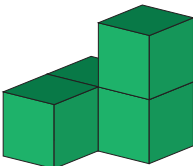
Kopieren oder heraustrennen und laminieren – fertig zum Einsatz! Hilfen ggf. abdecken (vgl. S. 34/35)

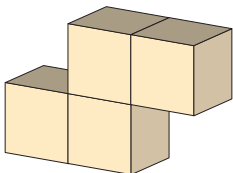
**9**

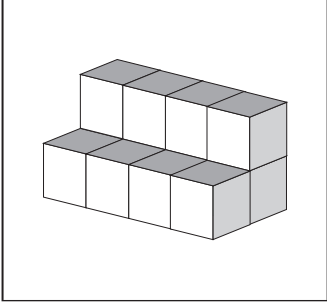
### Große Bank

Du brauchst die SOMA Teile **blau**, **grün** und **natur**

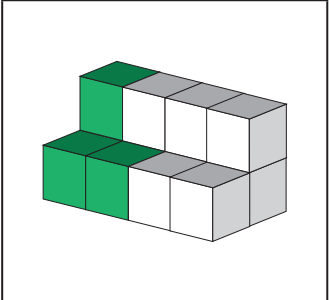


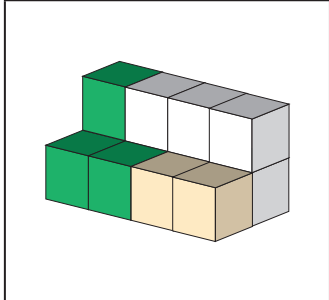


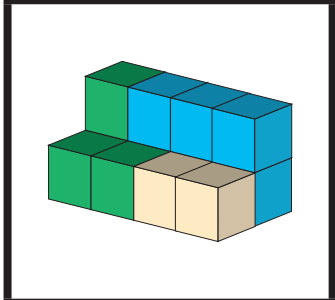




**Hilfen: Beginne mit ...**



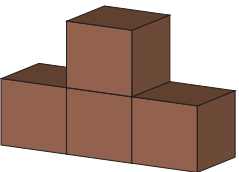


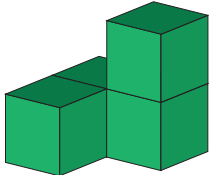


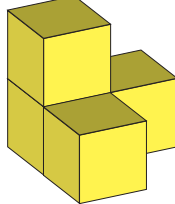
**10**

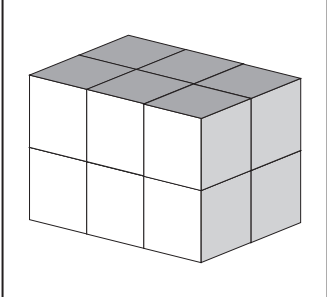
### Quader

Du brauchst die SOMA Teile **braun**, **grün** und **gelb**

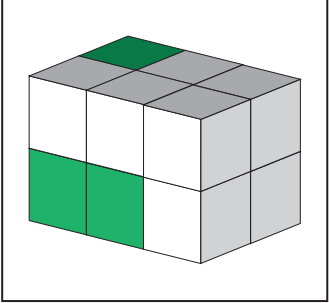


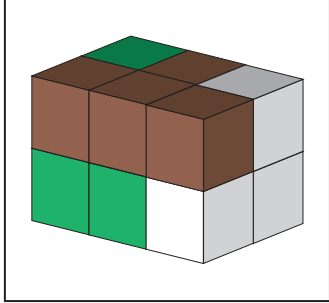


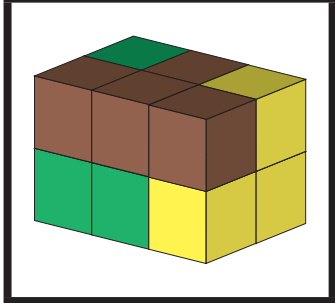




**Hilfen: Beginne mit ...**







## ***Arbeitskarte 9***

## ***Arbeitskarte 10***

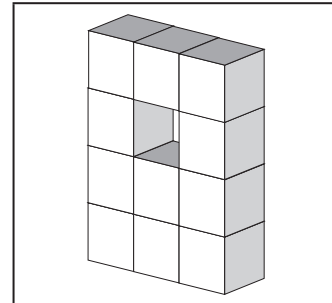
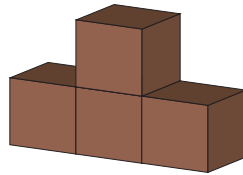
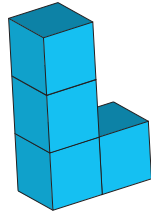
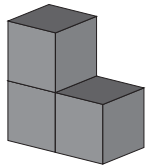
## Arbeitskarte 11 + 12

Kopieren oder heraustrennen und laminieren – fertig zum Einsatz! Hilfen ggf. abdecken (vgl. S. 34/35)

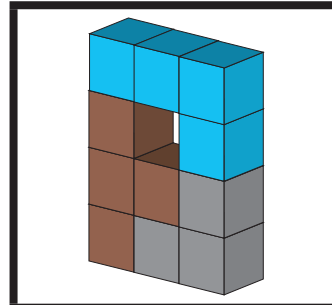
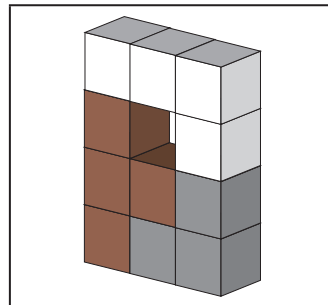
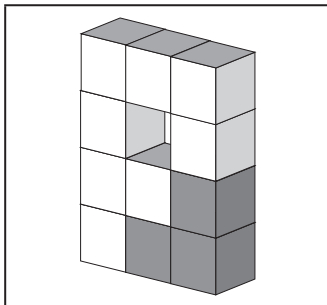
### Guckloch

Du brauchst die SOMA Teile **schwarz**, **blau** und **braun**

11



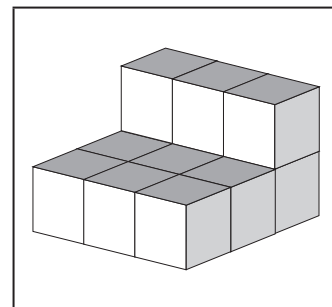
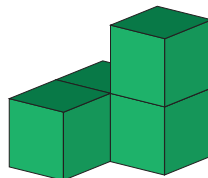
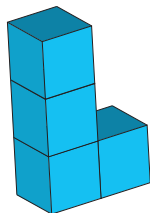
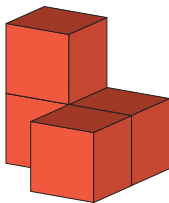
Hilfen: Beginne mit ...



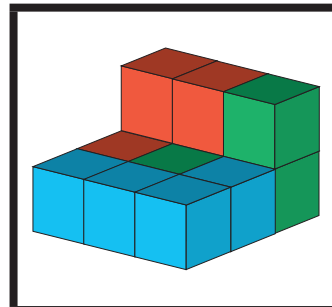
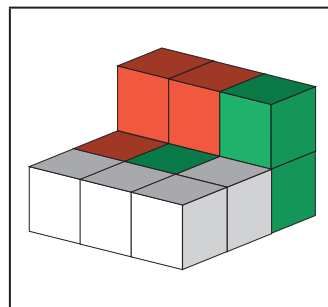
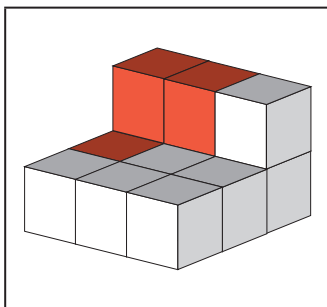
### Bequemes Dreier-Sofa

Du brauchst die SOMA Teile **rot**, **blau** und **grün**

12



Hilfen: Beginne mit ...



# ***Arbeitskarte 11***

# ***Arbeitskarte 12***